

FLREDC Annual Presentation  
to the  
New York State  
**Strategic Implementation Assessment Team**

October 12, 2017  
Monroe Community College Downtown Campus

# United for Success

The momentum is fueled by a region united around a focused plan to **grow jobs, increase regional wealth, drive private investment, and reduce poverty.**





# MCC's Downtown Campus



255,000 square feet on seven floors  
including MCC's Economic & Workforce  
Development Center

**Four green roofs** (22k sq. ft.) reduces  
energy costs

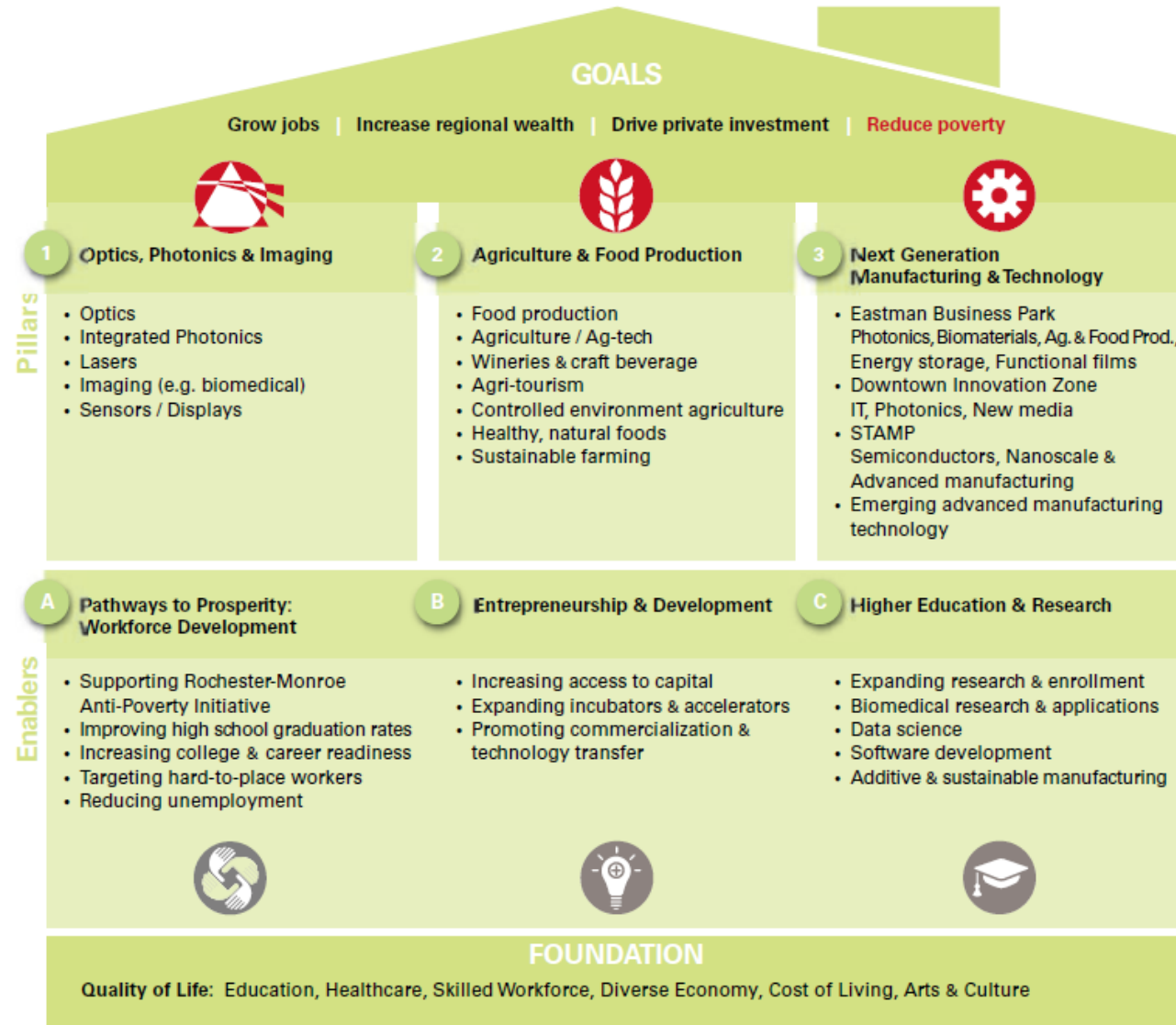
System captures 13k gallons during  
single rain event

Hands-on learning laboratory



Finger Lakes  
Regional Economic  
Development Council





# Upstate Revitalization Initiative - URI



# Grow Jobs

- Total employment increased by 3%
- 4.8% Unemployment rate down from 8% in 2010
- 30k net new private sector jobs in FLX region since 2010

Finger Lakes Total Employment









Finger Lakes  
Regional Economic  
Development Council





# Past Priority Projects

## Aggregated status of ESD grant projects

Status	2011	2012	2013	2014	2015	2016	Total	% of projects
 Completed	5	17	10	14	9	0	55	40%
 On schedule	1	1	1	13	27	10	53	38%
 Contract not yet executed	0	0	0	1	0	22	23	17%
 Progressing slow	0	0	0	2	2	0	4	2%
 Concerns need to be resolved	0	0	0	0	0	0	0	0%
 Cancelled or funding declined	0	3	0	0	1	0	4	3%
TOTALS	6	21	11	30	39	32	139	100%

- 78% of projects are completed or on schedule
- # of Completed Projects grew from 39 to 55 in one year



Finger Lakes  
Regional Economic  
Development Council





# Past Priority Projects

## Leverage of State investment in all past Priority Projects

	ROUND 1	ROUND 2	ROUND 3	ROUND 4	ROUND 5	ROUND 6
Total projects	<b>6</b>	<b>21</b>	<b>11</b>	<b>30</b>	<b>39</b>	<b>32</b>
Total project cost	\$35,673,836	\$218,082,700	\$95,888,985	\$168,936,137	\$459,792,284	\$235,472,855
Total amount of ESD Capital Awards	\$10,500,000	\$24,675,000	\$6,300,000	\$24,870,000	\$29,880,000	\$24,566,500
Ratio of TPC to ESD Capital Awards	<b>3:1</b>	<b>9:1</b>	<b>15:1</b>	<b>7:1</b>	<b>15:1</b>	<b>10:1</b>

- \$1.2 billion total investment
- \$120 million in State support



Finger Lakes  
Regional Economic  
Development Council







# Past Priority Projects

## Job creation to date

	ROUND 1	ROUND 2	ROUND 3	ROUND 4	ROUND 5	ROUND 6	TOTALS
Permanent Jobs Created	1,130	756	143	115	1,063	30	<b>3,237</b>
Jobs Retained	3,781	900	363	931	4,260	246	<b>10,481</b>
Totals	4,911	1,656	506	1,046	5,323	276	<b>13,718</b>

- Investments in CFA projects are critical to retaining jobs in the Finger Lakes region



Finger Lakes  
Regional Economic  
Development Council





# State Investment

## Strategic State Investments Include:

- Upstate Airport Economic Development & Revitalization
- Paychex expansion
- Rochester Data Science Consortium
- eHealth Technologies jobs
- Transportation/infrastructure funding
- Access to high quality patient care/facility transformation.
- IDEX Health & Science



Finger Lakes  
Regional Economic  
Development Council







**Optics, Photonics, and Imaging**





# Clean Room Viewing Area (Before & After)

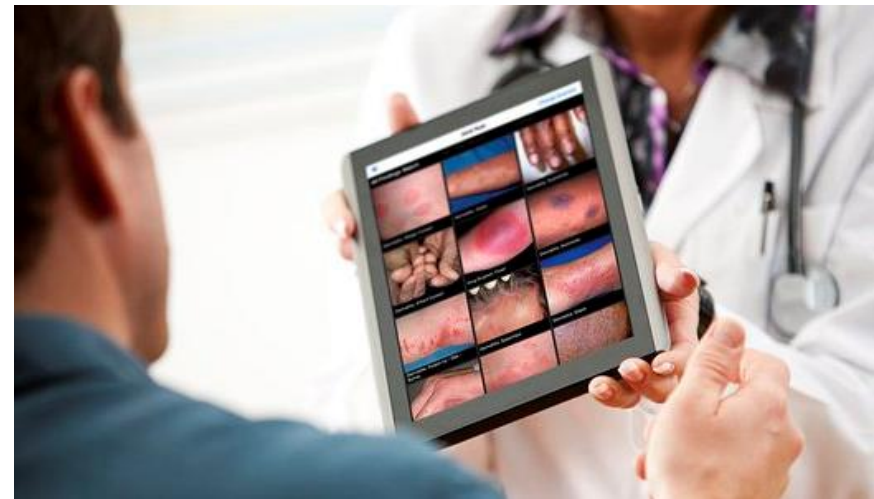


Before



After





# Downtown Innovation Zone







# Science & Technology Advanced Manufacturing Park (STAMP)





# EASTMAN BUSINESS PARK



[Video](#)





# City of Rochester Downtown Revitalization







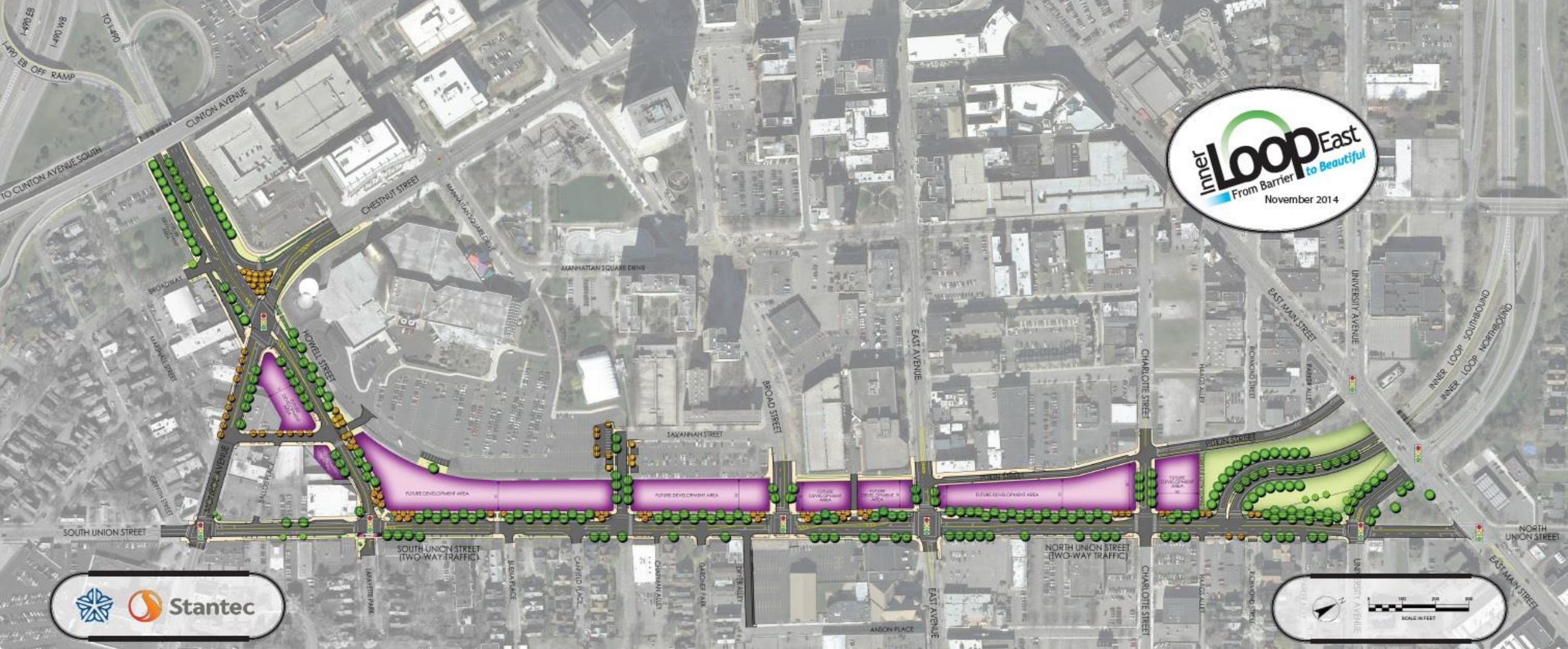




# City of Rochester Downtown Revitalization







# City of Rochester Downtown Revitalization







# City of Rochester Downtown Revitalization







*Photos by: Shawn Dowd, Democrat & Chronicle*

# City of Rochester Downtown Revitalization





# Agriculture & Food Production





# Downtown Revitalization Initiative – Round II

City of Batavia



\$100 Million  
**I'M ALL IN!**



# Future Investment Potential



Three distinct market-based strategies where creativity and innovation become driving forces:

✓ **Arts, Culture & Entertainment**

✓ **Healthy Living & Wellness**

✓ **Prosperity for All**



# Pre- vs. Post- Urban Renewal



*1950's*



*2017*





# Work Completed



- Targeted planning and public engagement forums
- Multi-million dollar private investments already mobilizing at strategic brownfield sites
- Progressive tax exemptions targeting housing investment in residential neighborhoods and downtown
- Aggressive and strategic public infrastructure investments



# Ready for Investment



**BOA Site:** Ellicott Station \$17 million investment, ESD Capital Grant, Restore NY & DEC Brownfield Clean-up program

Ellicott Street Corridor/State Route 63

**BOA Site:** City Centre, underutilized prime

**Historic Neighborhood**

**Newberry Place & freshLAB:** NY Main Street induced \$2.6 million historic renovation and restaurant incubator

**BOA Site:** Healthy Living Campus collaboration of Rochester Regional Hospital & YMCA proposed as \$22 million investment



# Current Scorecard



Planned	\$31,193,675
In-Progress	\$17,995,304
Completed	\$2,150,729
<b>TOTAL</b>	<b>\$51,339,708</b>

## Temporary Construction Jobs

432.79

#100millionimallin



**United for  
Success**



**Finger Lakes  
Regional Economic  
Development Council**

**United for  
Success**



**Finger Lakes  
Regional Economic  
Development Council**